

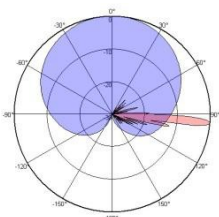
XPoI 1710~2170MHz 90° 17.8dBi 6° Fixed Electrical Downtilt Antenna

Electrical specifications

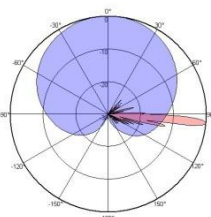
Frequency Range(MHz)	1710-2170		
	1710~1880	1850~1990	1920~2170
Polarization	±45°		
Gain (dBi)	17.5	17.5	17.8
Horizontal 3dB beamwidth (°)	90	88	85
Vertical 3dB beamwidth (°)	5.1	4.5	4.3
Front-to-back ratio (dB)	≥23		
Cross-polar ratio (dB)	≥15(±60°≥10)		
Electrical downtilt (°)	6		
Sidelobe suppression (dB) (First sidelobe above main beam)	≥16		
VSWR	<1.4		
Isolation: intra-system (dB)	≥30		
Intermodulation IM3 (2×43dBm carrier)	≤-150dBc		
Max. power per input (W) @50°C	300		
Lightning protection	DC Ground		

Mechanical specifications

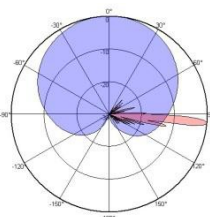
Connector	2x7/16DIN-Female
Connector position	Bottom
Height×width×depth (mm)	1980×160×80
Packing size (mm)	2520×240×170
Antenna weight (kg)	9.5
Installation kit weight (kg)	4.3
Packing weight (kg)	17
Max. wind velocity (km/h)	216
Wind load (N,at 150km/h) Frontal/Lateral/Rearside	420/124/470
Radome material	Fiberglass
Radome color	Gray
Mechanical tilt (°)	0~10
Operating temperature (°C)	-50~65
Mounting hardware (mm)	Φ50~Φ115



1710~1880MHz



1850~1990MHz



1920~2170MHz

